

The City School

University Road Campus



Class 3

Study Plan March 2020

(All the topics included in the Study Plan are the reinforcement topics.)

English

<p>Day 1: Duration: 40 mins Topic: Unit 17 Apostrophes (possession) Collins Primary Grammar and Punctuation book 2 pages 38- 39</p> <p>Written Assignment: Work to be done in practice Lj. Q1. Put apostrophes: a) The camp of the boys b) The feet of the monsters. c) The horses belong to Mark. d) That pen belongs to my aunt. Q2. Write a paragraph on: ‘My Favourite Place’ including at least 6 sentences using apostrophes.</p>	<p>Day 2: Duration: 40 mins Topic: : Reading Comprehension: Unit 21 Reinforcement Being Angry Collins Primary Comprehension book 2 Page #46-47 Look at the painting given on Page #46-47 and predict about it that what is it about? What kind of feeling you are getting after looking at the image? Do you think the boy is happy? If not then give reasons. Silent reading technique will be used to read book page: 46-47</p> <p>Written Assignment: DYR Page # 47-48 in book NTT (Q1-2)Page # 48 to be done in practice Lj</p>														
<p>Day 3: Duration: 30 mins Topic: Poem Writing: Shape Poem Assignment: Compose two short poems on the following or on any shape of your own choice in practice Lj. (6-8 verses)</p> <ol style="list-style-type: none"> a. Sun b. Car c. Flower d. Cloud e. Ball f. Umbrella <table border="1" style="width: 100%; border-collapse: collapse; margin-top: 10px;"> <thead> <tr style="background-color: #cccccc;"> <th colspan="2" style="text-align: center;">Success Criteria</th> </tr> <tr style="background-color: #cccccc;"> <th colspan="2" style="text-align: center;">Poetry Writing</th> </tr> </thead> <tbody> <tr> <td style="text-align: center;">Ideas and Creativity</td> <td style="text-align: center;">2</td> </tr> <tr> <td style="text-align: center;">Use of Adjectives/Adverbs/Similes/ Metaphors</td> <td style="text-align: center;">2</td> </tr> <tr> <td style="text-align: center;">Spelling/ Grammar and Punctuation</td> <td style="text-align: center;">2</td> </tr> <tr> <td style="text-align: center;">Relevance</td> <td style="text-align: center;">2</td> </tr> <tr> <td style="text-align: center;">No.of Verses</td> <td style="text-align: center;">2</td> </tr> </tbody> </table>	Success Criteria		Poetry Writing		Ideas and Creativity	2	Use of Adjectives/Adverbs/Similes/ Metaphors	2	Spelling/ Grammar and Punctuation	2	Relevance	2	No.of Verses	2	<p>Day 4: Duration: 40 mins Topic: Unit 11:Pronoun Collins Primary Grammar and Punctuation book 2 (Page # 26-27)</p> <p>Written Assignment: To be done in practice Lj. Write the passage using appropriate pronouns. David is eighteen years old boy. David lives in a small village. Jane loves the people of his village. David and Janes always helps the poor people of his village. David and Jane studies Biology. David and Jane want to become a doctor to provide medical services to the poor people of their village.</p> <ul style="list-style-type: none"> ● PYP Page #27 Grammar Book
Success Criteria															
Poetry Writing															
Ideas and Creativity	2														
Use of Adjectives/Adverbs/Similes/ Metaphors	2														
Spelling/ Grammar and Punctuation	2														
Relevance	2														
No.of Verses	2														

Day 5:

Duration: 40 mins

Topic: Unit 12: Main Clauses Collins Primary Grammar and Punctuation book 2 pages 28-29

Written Assignment:

Work to be done in practice Lj.

- PYP Page #29 Grammar Book
- Write following sentences and underline Subject with blue and the predicate with green:
 1. They were singing in the park.
 2. On Tuesday the happy children watched a movie.
 3. The scout troop met in the morning.
 4. The pack of dogs ran freely in the street.
 5. The sound of the bell is ringing in my ears.

Day 6:

Duration: 30 mins

Topic: Persuasive Writing Formal Letter

Written Assignment:

Work to be done in practice Lj.

Write a letter to Principal telling him/her four problems in your school. (100 words)

Success Criteria	
Format /layout	4
Ideas and Paragraphing	2
Relevance	2
Sequence	2

Day 7:

Duration:40 mins

Topic: Poem Writing: Theme Poem

Assignment:

Write theme poems on the following in practice Lj. (6-8 verses)

- Mother
- My School
- Spring is here
- Rainbow
- Brother/ sister
- Dreams
- Summer

Success Criteria	
Poetry Writing	
Ideas and Creativity	2
Use of Adjectives/Adverbs/Similes/ Metaphors	2
Spelling/ Grammar and Punctuation	2
Relevance	2
No.of Verses	2

Mathematics

Note: solve all the study plan work in "practice copy".

Day 1:

Time duration: 1 hour

Topic: Multiplication

Revise all concepts to write and complete multiplication tables from 2 to 10, multiply a 2-digit number by a 1-digit number, recognize the effect of multiplying numbers by 10 and 100

Q1) Complete the following by writing the next 4 multiplies in each

- a) 2,4,6,8,____,____,____,____
- b) 4,8,12,16,20,____,____,____,____
- c) 7,14,21,____,____,____,____
- d) 9,18,____,____,____,____
- e) 8,16,24,____,____,____,____

Q2) What are the missing numbers?

- a) _____ x _____ = 36 f) $11 \times 6 =$ _____
- b) $10 \times$ _____ = 900 g) $12 \times 4 =$ _____
- c) $660 \times 100 =$ _____ h) $10 \times 11 =$ _____
- d) $8 \times 8 =$ _____ i) $700 \times$ _____ = 70000
- e) $9 \times$ _____ = 63 j) $3 \times 9 =$ _____

Q3) Find the product of the following numbers

- a) 60×9 e) 92×4
- b) 73×5 f) 65×6
- c) 18×2 g) 87×3
- d) 34×8 h) 24×7

Day 3:

Time duration: 1 hour

Topic: Doubling and halving

Revise all the concept of doubling and halving

Q1) Guess who am I?

- a) I am a number between 50 and 60. When I am halved the answer to the number of days in February (leap year)
- b) I am a number less than 10. When I am doubled the answer is eight multiple of 2
- c) I am a number greater than 40. When I am halved the answer is double of 12

Q2) Find the missing numbers

- a) 64,32,____,____,____
- b) 1000,2000,____,____,____

Day 2:

Time duration: 1 hour

Topic: Division

Revise all concepts of division

Q1) Write the missing numbers

- a) _____ \div 10 = 96
- b) 1 ____ \div 10 = ____
- c) _____ \div 100 = 5
- d) 2 ____ \div 100 = ____

Q2) Find the value of:

- a) One seventh of sixty three
- b) Forty two divided by six
- c) Dividing thirty two by four
- d) The number of six in fifty four
- e) One fifty of thirty five

Q3) Read the problems carefully and then solve along working and answer statement

- a) Tom has 75 stickers, and he put 4 on each page in his album. How many pages can he fill and how many stickers left with him?
- b) 47 oranges are put into bags of 6. How many bags are there and how many oranges are left over?

Day 4:

Time duration: 1 hour

Topic: Decimals

Revise all the concepts of decimals-tenths and hundredths.

Q1) What is the value of digit 4 in each given number.

- a) 36.04 = _____
- b) 94.1 = _____
- c) 467.9 = _____
- d) 2.43 = _____
- e) 145.78 = _____

Q2) How many tenths are there in each number?

- $1\frac{3}{10}$, 2.3, 0.7, 100.6, $3\frac{1}{2}$

- C) 80,40,____,____,____
 D)11,22,____,____,____
 E) 96,48,____,____,____

Q3) A baker baked 52 cupcakes on Saturday and baked double on Sunday. How many cupcakes he did bake altogether?

Q3) In 476.39

- a) The digit 7 is in the _____ place. Its value is _____
 b) The digit _____ is in the hundred place. Its value is _____
 c) The digit 9 is in the _____ place. Its value is _____
 d) The digit 6 is in the _____ place. Its value is _____
 e) The digit _____ is in the tenth place. Its value is _____

Day 5:

Time duration: 1 hour

Topic: Relating money notation to decimals

Revise all the concepts of decimals and rounding numbers.

Q1) Write the amounts of money in dollars.

- a) 36 dollars and 5 cents = \$ _____
 b) 7 dollars and 69 cents = \$ _____
 c) 9243c = \$ _____
 d) 152c = \$ _____

Q2) Round these amount to the nearest dollars.

- a) \$0.98 = \$ _____
 b) \$67.32 = \$ _____
 c) \$15.04 = \$ _____
 d) \$79.50 = \$ _____
 e) \$116.83 = \$ _____
 f) \$3.01 = \$ _____

Day 6:

Time duration: 1 hour

Topic: More about Fractions

Revise all the concepts of multiplication, division and fraction to find out fraction of set. Also revise the concept of equivalent fraction to find proportion.

Read the questions carefully and then solve along working and answer statement

- a) There are 30 triangles. How many triangles are there in $\frac{3}{5}$ of the set?
 b) What is $\frac{1}{8}$ of 64 potatoes?
 c) Ali bought 48 tomatoes. After few days later, $\frac{1}{6}$ of the tomatoes become rotten and were thrown. How many tomatoes were left?
 d) A pan cake recipe that serves 3 persons uses 6 eggs. How many eggs are needed to serve 7 persons?
 e) A picture of a car is $\frac{1}{9}$ of its actual size. The length of a car is 18cm in actual. What is the length of car in picture?

Day 7:

Time duration: 1 hour

Topic: Data Handling

Revise all concepts of pictogram and bar charts using different scales.

Some children were asked to name their favorite fruits. The frequency table shows the data.

Fruits	Apple	Mango	Banana	Cherry	Grapes
Frequenc y	35	50	20	45	25

- a) Draw a pictogram with your own key to represent number of fruits Draw two bar charts using different scales to present the data.

Science

Note: Make a practice copy to carry out the following work. Day 1:

Time: 30 min

Topic: Growing plants and plant parts

Objective: Know the different parts of plants and their function

Instruction: Read pg# 22 till 25 of book and answer the following questions.


Q1: Which part of the plant is above the

soil? Q2: Which part of the plant is underground?

Q3: What can you use to measure how much a plant grows?

Q4: Do you think plant can continue to grow well without

leaves? Q5: What part of the following plant do we eat?



Day 2:

Topic:

Leaves

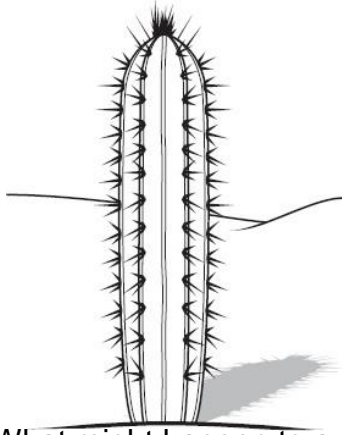
Time : 30

min

Objective: students will be able to focus what parts do plant need to be able to grow well. Instructions: Read the given passage to answer the following questions.

Plants need water but they lose it through their leaves. The more leaves a plant has the more water it can lose.

Cacti live in very hot deserts where there is not much water. They must make sure that they don't lose too much water. To stop them losing too much water, cacti don't have leaves and they can store water in their stems. To stop animals getting to the water in their stems, cacti have sharp spines to protect them.



1 What might happen to a plant if it does not have enough

water? 2 a Where do cacti live?

b Why don't cactus plants have leaves?

3 Why would an animal try to get water from a cactus rather than a river?

4 Plant X has 20 leaves and plant Y has 40 leaves. Which one would you expect to lose more water?

5 Most plants get more leaves as they grow. How could you tell if a cactus plant was growing? Suggest two ways.

Day 3:

Time: 30 min:

Topic: Roots and Stem

Objective: to reinforce the function of roots and stem for the plant

Instructions: read pg 26 and 27 of the book to answer the following questions. Q1: Complete the following statements:

- _____ make food for the plants
- _____ take water from the soil
- _____ carry water to leaves and flowers.

Q2: **1** Plant Y is growing better than plant X.



Plant X.



Plant Y.

- a Why do plant Y's leaves help it to grow better than plant X?
b Why does plant Y's stem help it to grow better than plant X?
c Why does plant Y's roots help it to grow better than plant X?

Day 4

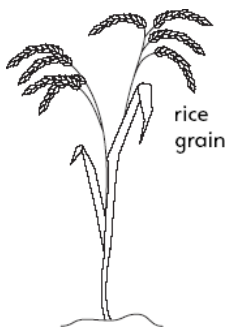
Time: 40 min

Topic : CROP HARVESTING AND WATER

Objective: Students will be able to know that how crops are given the right amount of water. Instructions: Read the given passage to answer the following questions.

Soil is made of lots of tiny particles. There are gaps between the particles and these gaps are usually full of air. The roots of plants need water from the soil, but they also need some air from the soil. Most crops do not grow in soil that is **waterlogged** (soaking wet) and they often die because their roots can't get any air. There are some plants, however, that prefer to grow in waterlogged soils. Rice plants are grown in flooded fields called paddy fields.

Once the rice grains are ripe, the paddy fields are drained and left to dry out. The dry rice is then cut.



Rice grains grow on top of rice plants.

Cranberries are grown in fields that are flooded at harvest time. The plants are bashed by a machine and the berries float to the surface of the water, which makes them easy to collect. The cranberry fields are then drained, as soon as harvesting is finished.



Cranberries are harvested in flooded fields.

QUESTIONS :

1 a What is waterlogged soil?

b What is in the gaps in the soil when it is waterlogged?

c Why will most crops die in waterlogged soil?

2 a Why are cranberry fields flooded at harvest time?

b Why do cranberry fields have to be drained as soon as the harvest is finished?

c Give two reasons why you think strawberries are not harvested like cranberries.

3 a What are rice fields called?

b Why do rice fields need to be dried out before harvesting the rice?

The City School /University Road Campus /Class 3/Study Plan March 2020

Day 5:

Topic: focus on irrigation and drainage
Time: 30 min

Instruction: Read pg 29 of exploring science to answer the following questions. Q1: Define the following terms:

- water logging
- drainage
- irrigation

Q2: What might happen

a: if farmers put no water on a field?

b: if farmers put too much water on the field?

Q3: Candice was finding out if geranium plants like lots of water or a little water.

The table shows her results.

Plant	Amount of water given each day	Height at start of investigation	Height after 20 days
A	Nothing	10cm	2cm
B	5ml	10cm	12cm
C	45ml	10cm	8cm

a How much water was plant B given each day?

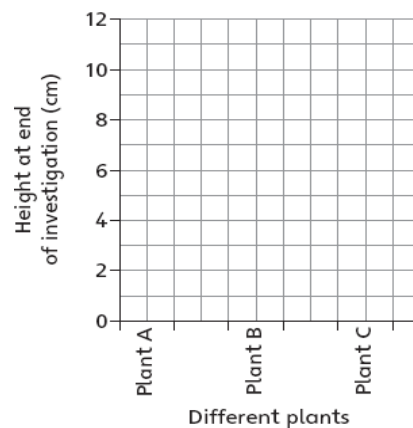
b Candice used a 5 ml measuring spoon to measure out the water. How many spoonfuls of water did plant B get each day?

c How many spoonfuls of water did plant C get in the whole

investigation? d complete the bar chart to show the Candice result

e Which plant grew best?

Heights that plants reached with different amounts of water.



Day 6:

Topic: Other Things Plant Needs:

Objective: to reinforce the need of light, nutrients and warmth for plant growth. Time: 30 min

Instructions: read page 30 and 31 of the book and try to Arrange the tiles to form sentences about plant growth.

s go y	light.	ot get	Plant	if the	enough
y do n	ellow				

s war	ow bet	f it i	Pl m.	ter i	ants gr
-------	--------	--------	-------	-------	---------

Day 7

Time: 1 hour

Topic : Helping plants grow well

Instruction: read pg 22-30 to solve the following questions Q1: Complete these sentences using words

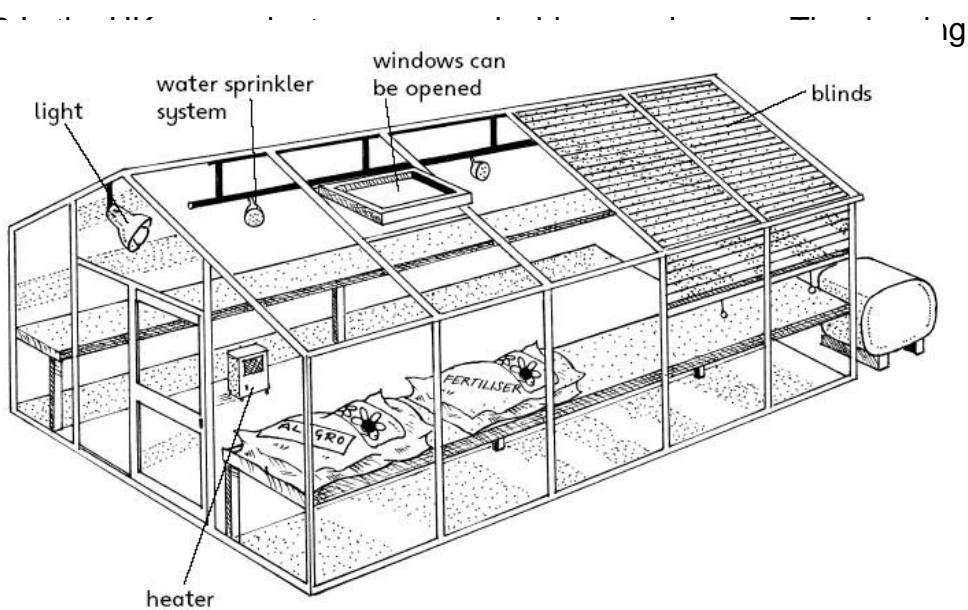
from the box. a Plants use ___ to get water.

b Plants use _____ to carry water to their _____ and

flowers. c Plants use _____ to hold them in place.

Q2: Which adjectives would you use to describe healthy roots? Circle two.

bendy bony black long tall young



- 1 Draw a table to show all the things that plants need and the parts of the greenhouse that give plants those things.
- 2 At what time of year would the heater be used in a greenhouse? Explain your answer.
- 3 At what time of year would the lights be used in a greenhouse? Explain your answer.
- 4 Often plants outside do not need watering in spring. Why do plants inside a greenhouse need to be watered in spring?
- 5 The greenhouse has windows that can be opened and closed.
 - a At what time of year would you expect to find them open?
 - b Why do you think they need to be opened?
- 6 What are the blinds for?
- 7 What does fertilizer contain that helps plants to grow?

فیسٹ ۳ (یک تالیخ ایترکنی اور امس ریض و کدارئہ لاری بی)

<p>Day 1 Topic: My homeland (reinforcement) Lesson Objectives:</p> <ul style="list-style-type: none"> Describe the location of Pakistan with reference to its neighbours <div style="border: 1px solid black; padding: 5px; text-align: center; margin: 10px auto; width: fit-content;"> <p>Neighbouring countries of Pakistan</p> </div> <p>Mind map Revise the entire concept. Read book Pg#2 Follow-up work in your notebook or A4 size paper. https://www.youtube.com/watch?v=WN7mNEQ7s58 (Duration 2:08 minutes)</p> <p>Q1. Draw a compass. Q2. Which country is located in the south of Pakistan? Q3. Which country is located in the west of Pakistan? Q4. In which part of Pakistan Himalayan ranges are present? Q5. Learning log (video watch)</p>	<p>Day 2 Topic: My homeland- Landforms (reinforcement) Lesson Objectives:</p> <ul style="list-style-type: none"> Name the major physical features of Pakistan. Give brief description of the physical features of Pakistan <div style="border: 1px solid black; padding: 5px; text-align: center; margin: 10px auto; width: fit-content;"> <p>landforms</p> </div> <p>Mind map Follow-up work in your notebook or A4 size paper Read Text book pg# 3 Q1. Define landforms. Q2. Explain the features of Balochistan landform. Q3. Would you like to live permanently in desert? Why? Q4. What kind of problems can be faced by the people of Northern Pakistan?</p>
<p>Day 3 Topic: Rivers in Pakistan- The River Indus (Reinforcement) Lesson Objectives:</p> <ul style="list-style-type: none"> Explain the journey of a river system. <p>http://youtu.be/fdMmzY7XjFo</p> <p>Mind map Follow-up work in your notebook or A4 size paper Read book Pg#6,7 My log (video watch) Q1. Make a flow chart of a journey of river. Q2. Where is the source of River Indus? Q3. How many rivers are present in Punjab? Name them. Q4. How deltas are formed?</p>	<p>Day 4 Topic: Rivers in Pakistan- The River Indus (Reinforcement) Lesson Objectives:</p> <ul style="list-style-type: none"> Explore ways in which rivers can be beneficial for us. Discuss the importance of rivers of Pakistan <div style="border: 1px solid black; padding: 5px; text-align: center; margin: 10px auto; width: fit-content;"> <p>Importance of river</p> </div> <p>Mind map Follow-up work in your notebook or A4 size paper Read Text book pg#8 Q1. 'Water is the most precious gift of nature to the mankind'. Do you agree? How? Q2. How can we reduce the waste of water? Q3. What do you meant by HEF? Why it is important?</p>

دی سٹی اسکول
یونیورسٹی روڈ کیمپس

جماعت: سوم
مضمون: اسلامیات

عنوان: حضور کی حسن معاشرت (اچھا برتاؤ)

پہلا دن: مقاصد

☆ حضور ﷺ کی حسن معاشرت کے مفہوم سے آگاہی۔

☆ حسن معاشرت کے معنی آگاہی۔

☆ مشکل الفاظ کے معانی جان سکیں گے۔

تکلیف

حسن معاشرت

حضور کے طو طریقے

اچھا برتاؤ

باہمی

رشتہ داروں

اسدہ حسہ

حائنین

مشکل الفاظ:

☆ حسن معاشرت: اچھا سلوک کرنا

☆ باہمی: آپس میں

☆ شہرت: مہشوری

☆ اذیت: تکلیف

اہم نکات:

☆ لوگوں کے ساتھ حضور ﷺ کا اچھا برتاؤ۔

☆ اچھے اخلاق سے پیش آنا۔

☆ سیرت طیبہ پر عمل کرنا۔

☆ صفحہ نمبر ۶۱ کی بلند خوانی کیجئے۔

دوسرا دن: تحریری کام

- ☆ حسن معاشرت کے متعلق آپ کی رائے کیا ہے؟
- ☆ حسن معاشرت کے متعلق حضور کی حدیث بیان کریں؟
- ☆ حضرت انس کے متعلق حضور ﷺ نے کیا فرمایا؟

عنوان: حضور ﷺ کی رواداری بلند خوانی

پہلا دن: مقاصد

- ☆ رواداری کے مفہوم اور مقصد سے آگاہی دینا۔
- ☆ حدیث مبارک کی روشنی میں رواداری کی متعلق آگاہی۔
- ☆ مشکل الفاظ کے معانی جان سکیں گے۔

جزیہ
حضور ﷺ کا اخلاق

رواداری

ماے
برداشت کرنا

یہودیوں کے ساتھ حسن سلوک

مشکل الفاظ:

☆ احادیث: حضور ﷺ کی فرمائی ہوئی بات

☆ توحید: ایک ماننا

☆ رواداری: برداشت کرنا

☆ عقیدے: یقین ارادے

اہم نکات:

- ☆ رواداری ایک دو سے کے مذہب اور عقیدے کا احترام کرنا۔
- ☆ دوسرے مذہب کے ماننے والوں کے ساتھ رواداری کا حوصلہ پیدا کرنا۔
- ☆ حضور ﷺ اکرم کی رواداری صفحہ نمبر ۵۹ کی بلند خوانی کیجئے۔

دوسرا دن:

- ☆ رواداری کا مطلب اپنے لفظوں میں بیان کیجئے؟
 - ☆ قرآن مجید میں رواداری کے متعلق کیا حکم فرمایا؟
 - ☆ آپ ﷺ نے عیسائیوں کے وفد کو کہاں ٹھہرایا؟
- عنوان: حضور ﷺ کا صبر و تحمل (برداشت کرنا)

پہلا دن:

برداشت کرنا

بدلہ نہ لینا

صبر کا پھل

صبر و تحمل

غفور و رزیز

بیٹھا

بردباری

مقاصد:

- ☆ حضور ﷺ کے صبر و تحمل کے متعلق آگاہی دینا۔
- ☆ صبر و تحمل کا مفہوم جاننا۔

مشکل الفاظ:

- ☆ تکلیف دینا: پریشان کرنا
- ☆ تبلیغ دینا: دین کی باتیں بتانا
- ☆ بت پرستی: بت کی بوچھا کرنا

اہم نکات:

- ☆ کسی کی طرف سے تکلیف پہنچنے پر برداشت کرنا۔
- ☆ صبر کا پھل بیٹھا ہوتا ہے۔
- ☆ اللہ صبر کرنے والے کا ساتھ دیتا ہے۔

دوسرا دن:

سوال نمبر ۱۔ صبر و تحمل کے متعلق اپنی رائے بیان کریں؟
سوال نمبر ۲۔ اسلام کی تبلیغ کے دوران آپ کو کیا مشکلات پیش آئیں؟