

The City School

University Road Campus



Class 6

Study Plan March 2020

English

Day 1:

Time Duration : 1 hour

Topic : **Literature** – Chapter 19 The Practice

Do silent reading of chapter 19 'The Practice' and answer the following questions.

1. **Why do you think Matilda spend so much time practicing her magic?**
2. **Which object did Matilda choose for the practice and where did she found it?**
3. **If you had this wonderful power of magic, how would you make this world better again?**

Day 2:

Time Duration : 1 hour

Topic: **Grammar** – Phrasal Verbs

Explanation:

Phrase → is a group of words

Phrasal verb → Group of words consisting of a verb.

Example: Winter will **set in** soon. (set: Verb, In: adverb).
↓

Hence, it is a phrasal verb.

Phrasal verbs have three types:

i. Verbs followed by adverbs:

E.g: We **sat down** and waited.

The price of the property will **go up**.

ii. Verbs followed by preposition:

E.g: The workers **asked for** more money.

The child **fell into** the water.

iii. Verbs followed by adverb and preposition:

e.g He must **face up to** the possible consequences of his action. (V + Adv + Prep)

It all **comes down to** money in the end.

(V + adv+ Prep)

Exercise:

Complete the following sentences using appropriate phrasal verbs. Choose your answers from the options given below. You may have to change the form of the verbs.

(stay away, break in, get on, hold up, set aside, pick up, let off, make off, pull through, make up for)

1. Mother was late because she was at the office.
2. As you don't know how to swim, I want you to

- from the pond.
3. You must some money for emergencies.
 4. The students who misbehaved in the class were with a strong warning.
 5. Rani some French during her tour of France.
 6. Although Ramesh was very critical, his family hoped that he would
 7. The burglars with the stolen goodies.
 8. Her experience and confidence her lack of degrees.
 9. She well with her neighbors.
 10. The thieves through the back door.

Day 3:

Time Duration : 1 hour

Topic : **Composition** – Narrative Story

Narratives are stories that are told or narrated by someone. They have beginning, middle and end. This means that they have a clear sequence, or order, of events.

You need to plan out the sequence of events first. This will help you in organizing and details.

Task:

You are going to write a narrative about an event in your life. Brainstorm what might happen at the beginning, middle, and end of your story and include details about your thoughts, actions and feelings in those times. Include details i.e people, place, events, things, and feelings.

Format:	Checklist:
Setting	Gr, Sp & punctuation
Plot	Content/Relevance
Characters	Sequence
Write in past tense	Word limit
Word limit 150 – 180	

Day 4:

Time Duration : 1 hour

Topic : **Grammar Reinforcement** – Relative Clauses

Revise the relative clauses (previously done in the class)

For further reference : <http://esl.fis.edu/grammar/rules/relative.htm>

Make sentences using relative pronouns (who, which, that, where, whose) and relative adverbs (when, why, whom, where)

Day 5:

Time Duration : 1 hour

Topic : **Comprehension + Grammar**

Read the following short story to brush up (review)

Day 6:

Time Duration : 1 hour

Topic : **Literature – Chapter 20 ‘The Third Miracle’**

your phrasal verbs. Underline and use the phrasal verbs in your own sentences.

Little Haris hated going to see the dentist. It wasn't that his dentist was nasty; it was that Haris wasn't too fond of sweets.

His dentist had warned him that his teeth would fall out if he kept up eating candy. Time and time again, the dentist had told him to cut out sweet food or at least cut down on the amount he ate.

As he lay down in the dentist's chair, all the horrible memories from his last visit came back to him. On that occasion, the dentist had to pull out one of his teeth! The pain was terrible - even with the anesthetic the dentist had given him. When the anesthetic wore off it was difficult for him to eat or chew anything at all.

This time the check up was much better. His dentist checked out his teeth, made him wash out his mouth with pink liquid and then told him to spit it out into the sink. That was it. No problems and no pain! Haris was delighted and so was his dentist. Haris has finally learned his lesson and was taking better care of his teeth. Well done, Haris!

Read chapter 20 'The Third Miracle' thoroughly and write the summary, highlighting the main events. Word limit : 100 -120

Day 7:

Time Duration : 1 hour

Topic : Grammar – Prepositional Phrases

<https://www.gingersoftware.com/content/grammar-rules/preposition/prepositional-phrases/>

The following link consists of explanation of the topic along with a grammar exercise.

Task:

From the given prepositional phrases, use any 10 prepositional phrases to make sentences.

Day 8:

Time Duration : 1 hour

Topic : Composition – Story Writing

You travel by bus to school normally. One day when you boarded the bus, you slept accidentally. When you woke up, you found yourself in a strange land, with strange people, and you don't understand their language. Write a story on what place it was, what were the people like and what did you do there.

Format:

Setting
Plot
Characters
Write in past tense
Word limit 150 – 180

Checklist:

Gr, Sp&punctuation
Content/Relevance
Sequence
Word limit

Day 9:

Time Duration : 1 hour

Topic : Literature **Reinforcement** – Chapter 17 Miss Honey's Story

Do silent reading of Chapter 17 'Miss Honey's Story'

Day 10:

Time Duration : 1 hour

Topic : **Composition Reinforcement** – Letter Writing

Word limit : 120 - 150

i. Write a letter to your friend in another class.

and answer the following questions.

- i. Do you think Matilda’s parents are as awful as Miss Trunchbull?**
- ii. Miss Honey was not only physically imprisoned but mentally too. Do you agree?**
- iii. Why was it difficult for Miss Honey to talk about her problems with anyone?**

Tell him/her what things do you like in your class and ask them about their school work. Share your likes and dislikes. (Informal Letter)

- i. Your favorite candy store is hiring children. Write a letter to the owner of the store explaining three reasons why you are the perfect person for the job. (Formal Letter)**

Format :

Formal Letter

- Sender’s Address
- Date
- Receiver’s Address
- Salutations (Dear Sir)
- Subject
- Body of paragraphs
- Complimentary Ending (Your Sincerely)
- Sign

Informal Letter

- Sender’s Address
- Date
- Salutations
- Body of paragraphs
- Complimentary Ending
- Sign

Checklist:

- Gr, Sp & Punctuation
- Content
- Relevance
- Format
- Word limit

Mathematics

Note:

- 1. This assignment will be solved in practice learning journal.**
- 2. All the working steps should be clear along with rough working (where needed).**
- 3. Completion of the assignment is compulsory; no excuses will be accepted.**
- 4. Try to complete to the maximum level, you will be awarded accordingly.**
- 5. Submission date: 16-03-2020**
- 6. Time: 40 min for each assignment.**

Day	Topic	Task
1.	Basic Algebra	Wk Bk Pg 30 Q 1 (all parts), Q2 (a-g) ,Q3 (all parts)
2.	Linear Equations & Simple Inequalities	Wk Bk Q1(a,c,e,g),Q2 (a,c,e,g,i,k) pg 44
3.	Linear Equations & Simple Inequalities	Wk Bk Q3 (a,c,e,g,i), Q4 (a,c,e,g,i) pg 44 & 45

4.	Linear Equations & Simple Inequalities	Wk Bk pg 45 Q5(all parts), Q6, Q7
5.	Functions & Graphs	Wk Bk Pg 57 Q12 (all parts),Q13 (all parts)
6.	Ratio	Wk Bk pg 98 Q1(a,c,e,g),Q2 (a,c,e,g), Q3 (a,c,e,g), Q5 (all parts)
7.	Ratio	Wk Bk pg 99 Q6 (all parts),Q7 (all parts)
8.	Fractions	Wk Bk pg 12 Q12 c,d,e,f , pg 13 Q14 c,d,e,f,g
9.	Number System	Wk Bk pg 2 Q5(a,c,e,g), Wk Bk Pg2 Q4 (a,b,c) Wk Bk Pg 3 Q 10 (a,c,e,g), Q11 (a,c,e,g),
10.	Integers	Wk Bk pg. 10 Q1(all parts),Q2 (all parts), Wk Bk pg. 11 Q3 (all parts),Q4 (all parts),

Computer (ICT)

Robotics and Computing

Class :6

Create a Power Point Presentation on Habitats and food chains of at least 8 slides comprises of information and pictures .The slides must have transition and animation effects different font size and style of the text and pictures you can use different smart art too.

OR

Make a detailed network diagram of computer lab on Ms Visio design your document as per your creativity. Send the document via e- mail if possible at msrafiafarooq@gmail.com.

Instructions to follow:

- Use the back of learning journals to write your answers
- Avoid coping text as it is from the book. Always Rephrase
- Please remember all these questions meant for practice only so students will be able to prepare themselves for examination point of view
- TIME SPAN per question is mentioned. You are requested to follow that strictly

Topic: Turkish Muslims Conquered Northern India

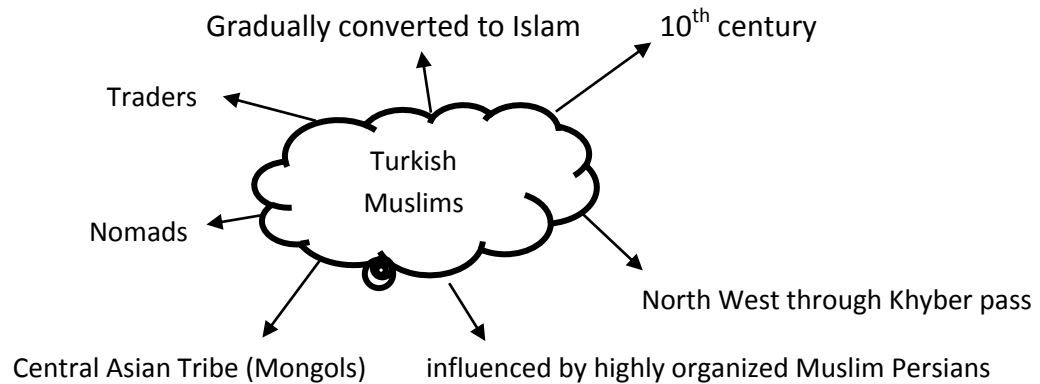
Time: 40 mins

Objectives:

- Describe the origins of Turkish tribes of Central Asia.
- Explain how the Turks gained gradual power

Reference: page # 62 and 63 of Text book

10 mint



After mind mapping read Page # 62

Q1a. Describe the origin of Turkish tribes and their gradual growth? (4 marks)

5mint

Q1b. Explain how the Turkish rise to power?

(6 marks)

10 mints

Day 2:

Time: 45 mins

Objectives:

- Describe the personal traits and invasions of Mahmud of Ghazni.
- Explain the differing opinions of historians about Mahmud of Ghazni.

Reference: page # 62 and 63 of Text Book

Read the headings Muhmud of Ghazni 998 – 1030

And refer to the video link as well for more clarification.

<https://www.youtube.com/watch?v=FalaSgFVaac>

Answer the following write video log.

- Who was Mahmud of Ghazni? 4 marks
- Why did Muhmud of Ghazni invaded India? Discuss the reasons of your answer. 6marks
- What are the different opinions of the historians about Mehmud of Ghazni? 6 marks

Day 3:

Time duration: 45 mins

Objectives:

- Describe the features of Firdowsi’s Shahnama and its impact on Persian culture.
- Elucidate Al Beruni’s thoughts about India and its religion and people

Refer to page # 63 – 64 of the book

First student, read the given text book given on page # 63 – 64 and after that the video link to be seen

<https://www.youtube.com/watch?v=-9EP1mAhcA>

Preferable time (0:01 – 2: 32)

After the video, write a video log or make an information web in the LJ in which highlighting the contributions of Al-Beruni in the field of learning. He is the one who opens the door for the new world of learning. With this a slight introduction of Firdowsi’s Shahnama as a Persian literary master piece will also be jotted down in the learning journals.

Home learning

Q: What is the importance of Kitab – ul – Hind? 4marks

Q: Who wrote the Shahnama? What important role did it play at that time? 6marks

Geography

Instructions:

- 1- Use the foolscap sheet for writing answers if your learning journals are in school.
- 2- Avoid copying text as it is from the book. Always rephrase.
- 3- Time span: Per Question. 10 min.

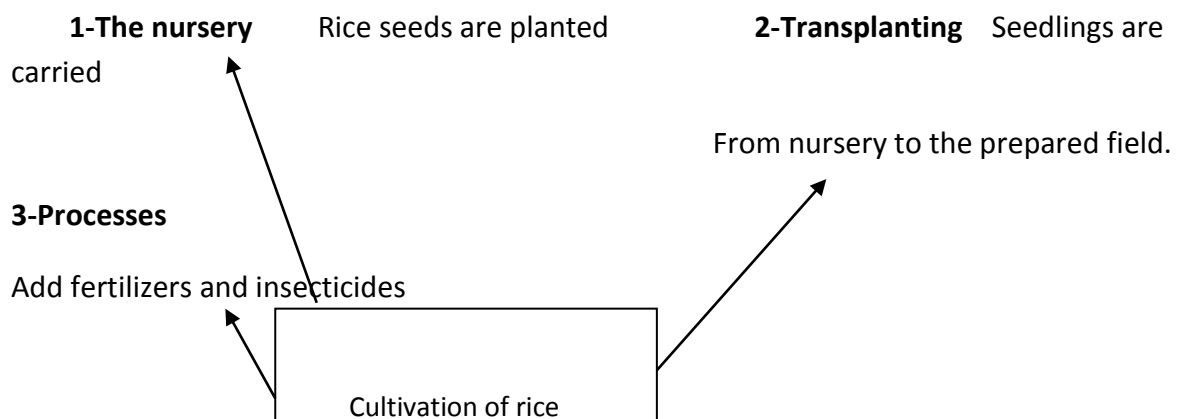
Day 1.

Duration: 45 min.

Topic: Agriculture.

Objective:

- Describe the process of rice cultivation.
- Explain the problems in the protection of rice harvest around the world.



4-Harvesting

Water is drained out and ripe rice is cut

5-Threshing

separating grains and collected.

Read the page no.49 and 50 and watch videos. Links are given below:

<https://www.youtube.com/watch?v=KJaovvNEBDA>

<https://www.youtube.com/watch?v=H3xOP21Wcgw>

Written task:

Q.1: Describe the process of rice cultivation step wise.

Q.2: Explain the problems in the protection of rice harvest around the world.

Day 2.

Duration: 45 min.

Topic: Agriculture.

Objective:

- Locate Kenya on the map of East Africa.
- Compare the nomadic way of life between two different ethnic people around the world.

Locate Kenya at pg .no 56 fig .no. 4.28

Observe fig. no.4.28 – pg. no. 56 and write the answer of following question.

Q1 a: Write down the major differences in the nomadic way of lives of Kenya and Balochistan. /4m

b. Explain why you would like, or not like to live in a temporary Balochi or Masai settlement. /5m

Science

Instruction:

Write the answers on a foolscap sheet if your learning journals are in school.

Day 1 : Topic : Separation (Filtration , Evaporation

Time: 45 min.

Task: Read the chapter 6 from book.

Answer the following questions:

1. Define the following:
 - a. Filtration
 - b. Evaporation
2. Which separation technique is the best to get clear water from a mixture of mud and water? Draw the flow chart.
3. Some sea water is left in a salt pan under the Sun .What would you expect to see in the salt pan after some time? Explain your answer.
4. The sand on a beach is usually mixed with salt. Explain how can separate the sand from salt. Give step- by- step description of your method in the form of flow chart.

Day 2 Topic : Microorganisms

Time: 45 min.

Task: Read the chapter 5 from book

Answer the following questions

- 1-Name two parasitic protozoa that cause diseases in human?
- 2-What are antibiotics?
- 3-What is fermentation?
- 4-What is pasteurization?
- 5-What are vaccines?
- 6-Which **microorganism** acts as decomposers?
- 7- How microbes are useful to us? give examples

Day 3 Topic : Measurement

Time: 45 min.

Task : Read the chapter 2 from book

Answer the following questions.

Q1.a Complete the given table.

[10]

Physical Quantity	SI Unit	Symbol
Length		m
	Kilogram	Kg
Time		s

b. how can you measure the following accurately.

- i. Inner diameter of a cup: _____

ii. Volume of an irregularly shaped plastic: _____

Q.2-- Convert the following quantities into their basic units

(a) 11.5 dm = _____ m (b) 545 mg = _____ kg (c) 235 km = _____ m

(d) 190 ms = _____ s

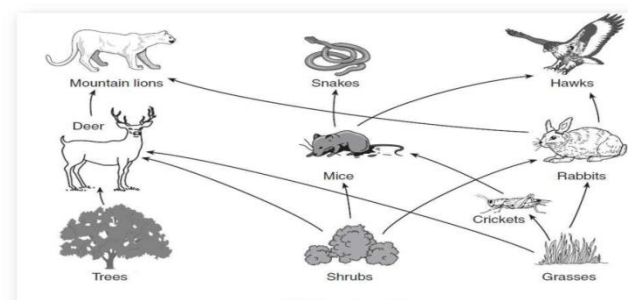
Q.3- How can you finding the volume of regular and irrular shapes. Explain your answers with examples.

Day 4 Topic: Food Chains and Food webs

Time: 45 min.

Task: Read the chapter 4 carefully and answer the following questions.

1. Draw 3 food chains found in desert.



- Name the producers in the food web and how do they get their energy?
- Identify all the primary consumers in the food web.
- Name the predators and their prey.

Predator: _____ Prey: _____

2. Why are decomposers important for environment?

3. Give an account of energy flow in an ecosystem.


4. Write down the adaptations of following species .Also identify their particular habitats

- Polar bear
- Cactus plant

5. Study the given diagrams of the two different foxes.



A



B

- i) Describe the features of fox A.
- ii) Describe the features of fox B.

Day 5. Topic: Plant growth

Time: 45 min.

Task: Read the chapter 3 carefully.

Q1. Complete the given passage.

Plants make their own _____. They use a gas in the air called carbon dioxide, water and nutrients from the _____. They take these up through their _____. These nutrients travel up the _____ of the plant and reach out to the leaves. The stem of the _____ is an essential transport route. It carries _____ and nutrients from the roots to the leaves. The leaves then turn these into _____ for the rest of the plant. The stem also supports the leaves and _____. By growing upwards the stem helps the leaves reach the _____.

Q2.a- Correct the following misconception.

- I. Fertilizers are plant food.
- II. Minerals in the soil, water and carbon dioxide are food for plants.
- III. All non green plant parts have no chlorophyll.
- IV. All types of plants grow well in garden soil or loamy soil.
- V. Plants breathe in Carbon dioxide and breathe out oxygen.
- VI. Plants carry out photosynthesis in the day and respiration at night.

Q2b-Complete the information about photosynthesis.

- i) Raw materials : _____
- ii) Products: _____

iii) Essential factors/ substances: _____

Q.3: Write the answers of the following questions.

i-What is the equation for photosynthesis?

ii- What three things are used to make glucose in photosynthesis?

iii- Where does the water come from?

iv- Where does the water enter the plant?

v- Name 3 some sources of CO₂.

v- What type of energy does the plant use to convert CO₂ and H₂O into sugar?

Day 6 Topic : Reversible and irreversible changes

Time: 45 min.

Read the Chapter no.7 carefully and complete the given task.

Q.1-Fill in the blanks.

1. When a material burns, it combine with _____
2. Melting and vaporization of candle wax are both _____ changes.
3. _____ of candle wax is irreversible change.
4. Burning will take longer if it gets continuous supply of _____.
5. Oil and gas are _____ substances.
6. Warning sign of _____ is carried by patrol tankers.
7. Burning of matters produce _____ gas.
8. A lot of energy in the form of _____ and _____ are given out in the process of burning.
9. _____ materials are those which burn easily.
10. Burning is an _____ change.

Q.2. Ali has lit a candle and then cover it by inverting a beaker on it.

- a. What do you think will happen when the candle is covered?
 - i. The candle burns brightly
 - ii. The candle burns out.
 - iii. The candle burns for a while and then burns out.
 - iv. The candle goes on burning as before.
- b. Why do you think that happen?
- c. What changes take place during candle burning?
- d. What two things are needed for combustion (burning)?



- e. What are two chemical products of combustion?
f. Why is burning an irreversible change? Support your answer with two reasons.
-

Day 7 Topic: Forces

Time : 45 min

Read the chap.8 carefully.

1. Name the following:

- i) A force that tries to slow things down when two things rub together.
- ii) A force from water that pushes things up.....
- iii) When two forces working in opposite directions are not the same strength.....
- iv) A force that tries to slow things that are moving through air.....
- v) When two forces working in opposite directions are not the same strength.....
- vi) They can attract and repel each other. They also attract things made of iron.....
- vii) The unit of force(N).....
- viii) The force of attraction between two objects. The Earth has a large force of gravity which pulls things towards it.....
- ix) A push or a pull.....
- x) A piece of equipment containing a spring that is used to measure forces.....

2-Define the following terms:

Air resistance – Friction - Up thrust – Gravitational force

3- Diferenciate between Mass and weight.

Day 8 Topic Reflection of light

Time : 45 min

- Recognize that when a beam of light is reflected from a surface its direction changes.
- State the law of reflection.

Read the page no.161-163 and watch video.

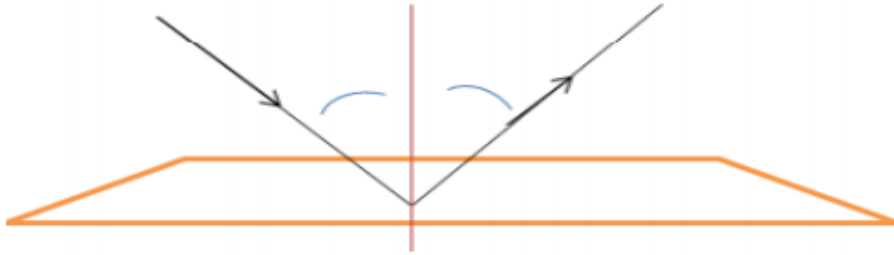
Video link: <https://www.youtube.com/watch?v=vt-SG7Pn8UU>

Written Task:

- 1- Do question no. 4 pg.no.179 in text book.

2- Do complete it.

Q1 (a) Label the diagram below using the following terms: reflected ray, angle of reflection, angle of incidence, incident ray, normal line, reflecting surface.



(b) Measure the angle of incidence with your protractor and record. _____

(c) Measure the angle of reflection with your protractor and record. _____

(d) Compare the sizes of the angles of incidence and reflection. Explain how they relate to each other.

Day 9 Topic : Can we see through all materials?

Time: 45 min

➤ Classifying materials as transparent, translucent and opaque.

Read the pg. nos.167 and 168.

Write the answers of questions 5 , 6 ,7 and 8 from pg.no 179 in text book.

Day 10 Topic: Shadows

Time: 45 min

Read the pg. no.170 – 174 and watch video.

Video link:

<https://www.youtube.com/watch?v=IOIGOT88Aqc>

Write the answers of following questions:

- Define shadow.
- Why does a tracing paper make a lighter shadow as compare to cardboard shadow?
- Why do shadows forms?

Do think about it in text book pg. no.178

دی سٹی اسکول
یونیورسٹی روڈ کمپس
مطالعاتی منصوبہ بندی

جماعت ششم
مضمون: اردو

پہلا دن:

سبق سندھ کی اندھی ڈولفن کی بلند خوانی کریں ۲۰ منٹ

کتاب شاہین صفحہ نمبر ۱۶-۱۷

سبق میں موجود نئے الفاظ کے معنی لغت سے تلاش کریں اور کسی 5 الفاظ کو جملوں میں استعمال کریں ۲۰ منٹ

دوسرا دن:

سبق سندھ کی اندھی ڈولفن کے اہم نکات تحریر کریں۔ ۱۰ منٹ

سمندری مخلوق پر ۱۵۰ الفاظ کا مضمون تحریر کریں۔ ۲۰ منٹ

جانچ کا معیار

مضمون نویسی	۱۵ نمبر
آغاز تمہید	۲
نفس مضمون	۶
رابطہ و تسلسل	۲
اختتام	۲
قواعد	۲
حد الفاظ	۱

تیسرا دن:

۱۰ منٹ مندرجہ ذیل تشبیہات کو جملوں میں استعمال کریں۔

۱۔ چاند کی طرح روشن

۲۔ بادل جیسی گرج

۳۔ چٹان کی طرح مضبوط

۴۔ کریلے کی طرح کڑوا

۵۔ لومڑی کی طرح چالاک

۲۰ منٹ کرکٹ میچ پر دوستوں کے درمیان ۱۲/۱۲ مکالمات تحریر کریں۔

جانچ کا معیار

مکالمہ نویسی	کل نمبر ۱۵
آغاز/تمہید	۲
شائستہ و عمدہ انداز	۱
موضوع سے مطابق اور مثبت اور حنفی پہلو	۶
علامات وقف	۱
موثر اختتام	۲
قواعد	۲
حد الفاظ	۱

۲۰ منٹ زرافے کا تاریخی سفر کا مطالعہ کریں (اعادہ)

کتاب شاہین صفحہ نمبر ۱

چوتھا دن:

۲۰ منٹ زرافے کی تاریخی سفر کی بلند خوانی کریں (اعادہ)

کتاب شاہین صفحہ نمبر ۳۰۲
شرارت کی سزا پر ۱۵۰ الفاظ کی کہانی لکھیں
۲۰ منٹ

جانچ کا معیار

مضمون نویسی	۱۵ نمبر
آغاز تمہید	۲
نفس مضمون	۶
رابطہ و تسلسل	۲
اختتام	۲
قواعد	۲
حد الفاظ	۱

پانچواں دن:

۱۵ منٹ محاورات کے معانی لکھ کر محاورات کو جملوں میں استعمال کریں۔

- | | |
|-----------------------|------------------------|
| ۱۔ طوطا چشم ہونا | ۵۔ تاب نہ لانا |
| ۲۔ ناک میں دم کرنا | ۶۔ مکان پر چوں نہریگنا |
| ۳۔ نودو گیارہ ہو جانا | ۷۔ عید کا چاند ہونا |
| ۴۔ کان کھانا | ۸۔ کھیاں |

۱۵ منٹ اپنے ناراض بھائی کو منانے کے لئے ۱۵۰ الفاظ کا خط تحریر کریں۔

جانچ کا معیار

مضمون نویسی	۱۵ نمبر
آغاز تمہید	۲

۶	نفس مضمون
۲	رابطہ و تسلسل
۲	اختتام
۲	قواعد
۱	حد الفاظ

۱۵ منٹ سبق زرانے کا تاریخی بلند خوانی کریں۔ کتاب شاہین صفحہ نمبر ۴

چھٹا دن:

۲۰ منٹ نظم ایک گدھا شیر بنا تھا کی بلند خوانی

۲۰ منٹ نظم کے مشکل الفاظ کے معانی لغت میں سے تلاش کر کے لکھیں۔

ساتواں دن:

۱۰ منٹ دیئے گئے الفاظ کے مترادف الفاظ لکھیں۔

۱- ثواب	۶- حیات
۲- جنگل	۷- قسمت
۳- خیانت	۸- جدا
۴- فلک	۹- حوصلہ
۵- غریب	۱۰- ارادہ

آٹھواں دن:

۲۰ منٹ سبق گمشدہ بہن کا مطالعہ کریں (اعادہ)

کتاب شاہین صفحہ نمبر ۴۵، ۴۶، ۴۷

۲۰ منٹ کراچی میں بڑھتی ہوئی آلودگی پر ۱۵۰ الفاظ کی رپورٹ تحریر کریں۔

جانچ کا معیار

مضمون نویسی	نمبر ۱۵
آغاز تمہید	۲
نفس مضمون	۶
رابطہ و تسلسل	۲
اختتام	۲
قواعد	۲
حد الفاظ	۱

نواں دن:

- ۲۰ منٹ سبق گمشدہ بین کا مطالعہ (اعادہ)
- کتاب شاہین صفحہ نمبر ۲۸-۲۹-۵۰
- ۵ منٹ سبق گمشدہ بین کا مرکزی خیال تحریر کریں۔
- ۱۵ منٹ صحت و صفائی کے موضوع پر ۱۵۰ الفاظ کا مضمون تحریر کریں۔

دسواں دن:

- ۲۰ منٹ سبق مشینوں کے بیچ و تاب کا مطالعہ کریں (اعادہ)
- کتاب شاہین صفحہ نمبر ۲۷-۲۸-۲۹
- ۱۰ منٹ غلط فقرات کی اصلاح کریں۔
- ۱۰ منٹ ویسے ہوئے ضرب المثل کے مفاہیم لکھیں۔

دی سٹی اسکول
یو اینورسٹی روڈ کیمپس
مطالعاتی منصوبہ ہندی

جماعت: ششم
مضمون: اسلامیات

پہلا دن

سبق کا نام: احسان
صفحہ نمبر: ۴۱-۴۲-۴۳

اہداف:

- ☆ احسان کے مفہوم سے آگاہ ہو سکیں گے۔
- ☆ احسان والی صفت اپنا کر معاشرہ میں اپنا مقام حاصل کر سکیں۔
- اہم نکات: اس سبق کے اہم نکات یہ ہیں۔
- ☆ احسان کے مفہوم سے آگاہی۔
- ☆ احسان کے فوائد جان سکیں گے۔
- ☆ احسان کی صورتوں کو جان سکیں گے۔

سبق کے مشکل الفاظ کے معانی:

محبوب - پیارا
انعام - بدلہ
خطا - غلطی
عفو و درگزر - معافی

تحریری کام:

احسان کی اہمیت کو قرآنی آیت کے ترجمہ کی روشنی میں تحریر کریں

۳ نمبر

۴ منٹ

دوسرا دن

سبق کا نام: نماز جنازہ

صفحہ نمبر: ۲۳-۲۵

اہداف:-

☆ نماز جنازہ کی افادیت سے واقف ہو سکیں گے۔

☆ نماز جنازہ کے طریقہ کار کو اپنے الفاظ میں بیان کر سکیں گے۔

سبق کے اہم نکات:-

☆ فرض کفایہ کے معنی جان سکیں گے۔

☆ نماز جنازہ کی اہمیت سے آگاہی

☆ اعمال کی درستگی

سبق کے مشکل الفاظ

درس : سبق

ثناء : تعریف

زبانی کام:

مطالعہ سبق (اعادہ)

تحریری کام

جانچ کا معیار

۳	قرآنی آیات اور احادیث کا ترجمہ
۲	اہم واقعات
۲	رابطہ و تسلسل
۱	پیرا گراف
۲	درست معلومات

نماز جنازہ پر تفصیلی نوٹ تحریر کریں

وقت: ۱۵ منٹ

کل نمبر: ۱۰

تیسرا دن

سبق کا نام: فرماواؤں کو دعوت اسلام

صفحہ نمبر: ۴۱

اہداف:

☆ سیرت طیبہ کی روشنی میں معاشرتی زندگی میں دعوت اسلام کی اشاعت کے لیے خطوط تحریر کر سکیں گے۔

☆ ہمارے نبی ﷺ کی جانب سے جن اہم حکمرانوں کو خطوط لکھے گئے ان کے ناموں سے واقفیت ہو گی۔

سبق کے اہم نکات:

☆ ہمارے نبی ﷺ نے کون کون سے ملکوں کے حکمرانوں کو خط لکھے۔

☆ ہمارے نبی ﷺ کے خطوط کے جواب میں حکمرانوں کا رویہ کیا تھا۔

☆ حکمرانوں نے خطوط کے جوابات کیسے دیئے۔

سبق کے مشکل الفاظ کے معانی:

سفیر - قاصد

عزم - ارادہ

بوسہ - پیار کرنا

زبانی کام:

صفحہ نمبر ۴۱ - کا مطالعہ ۲۰ منٹ

تحریری کام:

شاہ حبشہ نجاشی کو لکھے گئے خط کے اہم نکات تحریر کریں۔ وقت: ۸ منٹ نمبر: ۵

چوتھا دن

سبق کا نام: فرماؤ اوں کو دعوت اسلام

صفحہ نمبر: ۴۲

اہداف:-

☆ خطوط نویسی سے آگاہی

☆ حکمرانوں نے ہمارے نبیؐ کے خطوط کے جوابات کس طرح دیئے

اہم نکات:-

☆ حکمرانوں نے ہمارے نبیؐ کو انکے خطوط کے جوابات میں کیا پیغامات دیئے۔

☆ حکمرانوں کی طرف سے بھیجے گئے تحائف کے بارے میں آگاہی۔

☆ جن حکمرانوں نے خط کے جواب میں اسلام قبول نہیں کیا انکا کیا حال ہوا۔

سبق کے مشکل الفاظ

تحائف : تحفے کی جمع

تبلیغ : خدا کا حکم پہنچانا

زبانی کام:

صفحہ نمبر ۴۲ کی بلند خوانی

تحریری کام